

STATE OF NEW MEXICO
CITY OF RIO COMMUNITIES
RESOLUTION 2016- 70

FISCAL YEAR 2017 OPERATING BUDGET ADOPTION
FOURTH FISCAL YEAR

WHEREAS, the Governing Board in and for the City of Rio Communities, State of New Mexico has developed a budget for fiscal year 2016 – 2017; and

WHEREAS, said budget was developed on the basis of need and through cooperation with all user departments, elected officials and other department supervisors, and

WHEREAS, the official meetings for the review of said documents were duly advertised in compliance with the State Open Meetings act, and

WHEREAS, it is the majority opinion of the Board that the proposed budget meets the requirements as currently determined for the fiscal year 2017.


NOW THEREFORE, BE IT HEREBY RESOLVED that the Governing Body of the City of Rio Communities, State of New Mexico hereby adopts the budget hereinabove described and respectfully requests approval from the Local Government Division of the Department of Finance and Administration.

BE IT ORDAINED BY THE GOVERNING BODY OF THE CITY OF RIO COMMUNITIES, NEW MEXICO, HEREBY PASSED, APPROVED AND ADOPTED THIS 25th DAY OF July 2016.

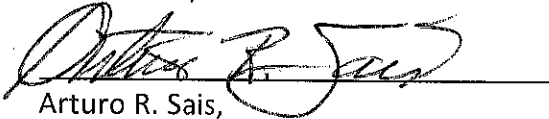
City of Rio Communities Governing Body



Mark Gwinn,
Mayor




Margaret (Peggy) Gutjahr,
Councilor Mayor Pro-tem



Arturo R. Sais,
Councilor

William (Bill) Brown,
Councilor




Thomas Scroggins,
Councilor

ATTEST:



Elizabeth (Lisa) Adair,
Municipal Clerk



New Mexico Department of Finance and Administration
 Local Government Division
 Budget Request Recapitulation
 ROUNDED TO NEAREST DOLLAR

MUNICIPALITY:
 City of Rio Communities

Fiscal Year 2016-2017

FUND TITLE	FUND NUMBER	UNAUDITED BEGINNING CASH BALANCE @JULY 1	INVESTMENTS	BUDGETED REVENUES	BUDGETED TRANSFERS	BUDGETED EXPENDITURES	ESTIMATED ENDING CASH BALANCE	LOCAL RESERVE REQUIREMENTS UNAVAILABLE FOR BUDGETING	ADJUSTED ENDING CASH BALANCE
GENERAL FUND - Operating (GF)	101	\$1,637,723	\$0	824,700	(276,800)	564,360	\$1,621,263	47,030	\$1,574,233
CORRECTION	201	\$13,750	\$0	0	16,800	16,800	\$13,750		\$13,750
ENVIRONMENTAL GR	202	\$9,415	\$0	10,000	0	8,000	\$11,415		\$11,415
EMS	206	\$730	\$0	84,390	0	84,390	\$730		\$730
ENHANCED 911	207	\$0	\$0	0	0	0	\$0		\$0
FIRE PROTECTION FUND	209	\$26,068	\$0	250,899	0	250,899	\$26,068		\$26,068
LEPF	211	\$0	\$0	20,000	0	20,000	\$0		\$0
LODGERS' TAX	214	\$0	\$0	0	0	0	\$0		\$0
MUNICIPAL STREET	216	\$85,028	\$0	105,500	160,000	330,000	\$20,528		\$20,528
RECREATION	217	\$0	\$0	0	0	0	\$0		\$0
INTERGOVERNMENTAL GRANTS	218	\$0	\$0	0	0	0	\$0		\$0
SENIOR CITIZEN	219	\$0	\$0	0	0	0	\$0		\$0
DWI PROGRAM	223	\$0	\$0	0	0	0	\$0		\$0
OTHER	299	\$0	\$0	0	0	0	\$0		\$0
CAPITAL PROJECT FUNDS	300	\$210,695	\$0	200,000	100,000	500,000	\$10,695		\$10,695
G. O. BONDS	401	\$0	\$0	0	0	0	\$0		\$0
REVENUE BONDS	402	\$0	\$0	0	0	0	\$0		\$0
DEBT SERVICE OTHER	403	\$0	\$0	0	0	0	\$0		\$0
ENTERPRISE FUNDS	500								
Water Fund		\$0	\$0	0	0	0	\$0		\$0
Solid Waste		\$0	\$0	0	0	0	\$0		\$0
Waste Water		\$0	\$0	0	0	0	\$0		\$0
Airport		\$0	\$0	0	0	0	\$0		\$0
Ambulance		\$0	\$0	0	0	0	\$0		\$0
Cemetery		\$0	\$0	0	0	0	\$0		\$0
Housing		\$0	\$0	0	0	0	\$0		\$0
Parking		\$0	\$0	0	0	0	\$0		\$0
Other Enterprise (enter fund name)		\$0	\$0	0	0	0	\$0		\$0
Other Enterprise (enter fund name)		\$0	\$0	0	0	0	\$0		\$0
Other Enterprise (enter fund name)		\$0	\$0	0	0	0	\$0		\$0
Other Enterprise (enter fund name)		\$0	\$0	0	0	0	\$0		\$0
INTERNAL SERVICE FUNDS	600	\$0	\$0	0	0	0	\$0		\$0
TRUST AND AGENCY FUNDS	700	\$0	\$0	0	0	0	\$0		\$0
Grand Total		\$1,983,409	\$0	\$1,495,499	\$0	\$1,774,449	\$1,704,449	\$47,030	\$1,657,419

New Mexico Department of Finance and Administration
Local Government Division
Property Valuation Estimate

MUNICIPALITY:
City of Rio Communities

Fiscal Year: 2016-2017

ROUNDED TO NEAREST DOLLAR

(A) PROPERTY TAX CATEGORY	(B) 2015 TAX YEAR FINAL VALUATIONS	(C) OPERATING TAX RATE <small>(i.e \$7.65 should be entered as 0.00765)</small>	(D) TOTAL PRODUCTION <small>[B X C]</small>
RESIDENTIAL	\$75,053,097	0.00275	206,396
NON-RESIDENTIAL	\$6,870,410	0.00275	18,894
OIL & GAS PRODUCTION	\$0	0	0
OIL & GAS EQUIPMENT	\$0	0	0
COPPER	\$0	0	0
		Sub Total	225,290
		Collection Rate%	94%
		TOTAL PRODUCTION	\$211,772

Please utilize the space below to document any deviation in the property valuations or operating tax rates provided to your entity from the Local Government Division (LGD). Also please indicate if your entity anticipates an increase to the mill levy rate for the upcoming fiscal year. A resolution approved by the governing body must be submitted to LGD for mill levy rate increases.

Comments:

	6/30/2014 FISCAL YEAR ACTUAL	6/30/2015 FISCAL YEAR ACTUAL	FY 2016 FINAL BUDGET 6/30/16	VARIANCE FY2015 - FY2016 INC / (DEC) %	FY 2017 BUDGET REQUEST	VARIANCE FY2016 - FY2017 INC / (DEC) %
REVENUES						
Taxes:						
Property Tax - Current Year	0	0	203,980	n/a	208,000	1.97%
Property Tax - Delinquent	0	0	0	n/a	0	n/a
Property Tax - Penalty & Interest	0	0	0	n/a	0	n/a
Oil and Gas - Equipment	0	0	0	n/a	0	n/a
Oil and Gas - Production	0	0	0	n/a	0	n/a
Franchise Fees	0	0	49,487	n/a	150,000	203.11%
Gross receipts - Local Option	104,170	61,173	86,275	41.03%	82,000	(4.96%)
Gross Receipts - Infrastructure	0	17,176	18,371	6.96%	20,000	8.87%
Gross Receipts - Environmental	0	0	0	n/a	0	n/a
Gross Receipts - Hold Harmless	0	0	0	n/a	0	n/a
Gross Receipts - Other Dedication	0	0	0	n/a	0	n/a
Intergovernmental-State Shared:						
Gross receipts	0	162,334	187,500	15.50%	206,000	9.87%
Cigarette Tax (2 cent)	0	0	0	n/a	0	n/a
Gas Tax (1 cent)	0	0	0	n/a	0	n/a
Gas Tax (2 cent)	0	0	0	n/a	0	n/a
Motor Vehicle	0	0	0	n/a	0	n/a
Grants - Federal	0	0	0	n/a	0	n/a
Grants - State	0	0	0	n/a	0	n/a
Grants - Local	0	0	0	n/a	0	n/a
Legislative Appropriations	0	0	0	n/a	0	n/a
Small Cities Assistance	0	1,265,343	185,154	(85.37%)	150,000	(18.99%)
Licenses and Permits	2,230	2,885	3,402	17.92%	1,500	(55.91%)
Charges for Services	0	0	0	n/a	0	n/a
Fines And Forfeits	0	0	0	n/a	0	n/a
Interest on Investments	0	0	0	n/a	0	n/a
Miscellaneous	2,089	62,691	9,855	(84.28%)	7,200	(26.94%)
TOTAL GENERAL FUND REVENUES	108,489	1,571,602	744,024	(52.66%)	824,700	10.84%
EXPENDITURES						
Executive - Legislative	1,567	9,889	4,720	(52.27%)	7,200	52.54%
Judicial	0	433	2,778	541.57%	3,200	15.19%
Elections	4,085	0	3,935	n/a	0	(100.00%)
Finance & Administration	8,271	60,229	183,350	204.42%	282,020	53.82%
Public Safety	0	5,788	42,627	636.47%	195,740	359.19%
Highways & Streets	0	1,978	15,006	658.65%	61,000	306.50%
Senior Citizens	0	0	0	n/a	0	n/a
Sanitation	0	2,317	0	(100.00%)	0	n/a
Health and Welfare	0	0	0	n/a	4,000	n/a
Culture and Recreation	0	0	0	n/a	10,000	n/a
Economic Development & Housing	179	0	153	n/a	1,200	684.31%
Airport	0	0	0	n/a	0	n/a
Other - Miscellaneous	0	0	0	n/a	0	n/a
TOTAL GENERAL FUND EXPENDITURES	14,102	80,634	252,569	213.23%	564,360	123.45%
OTHER FINANCING SOURCES						
Transfers In	0	0	0	n/a	0	n/a
Transfers (Out)	0	0	0	n/a	(276,800)	n/a
TOTAL - OTHER FINANCING SOURCES	0	0	0	n/a	(276,800)	n/a

SPECIAL REVENUE FUNDS	FUND NUMBER	6/30/2014 FISCAL YEAR ACTUAL	6/30/2015 FISCAL YEAR ACTUAL	FY 2016 FINAL BUDGET 6/30/2016	VARIANCE FY2015 - FY2016 INC / (DEC) %	FY 2017 BUDGET REQUEST	VARIANCE FY2016 - FY2017 INC / (DEC) %
CORRECTIONS REVENUES	201						
Correction Fees	201	0	0	0	n/a	0	n/a
Miscellaneous	201	0	0	0	n/a	0	n/a
TOTAL Revenues		0	0	0	n/a	0	n/a
EXPENDITURES	201	0	0	0	n/a	16,800	n/a
OTHER FINANCING SOURCES							
Transfers In	201	0	0	13,750	n/a	16,800	22.18%
Transfers (Out)	201	0	0	0	n/a	0	n/a
TOTAL - OTHER FINANCING SOURCES		0	0	13,750	n/a	16,800	22.18%
ENVIRONMENTAL REVENUES	202						
GRT - Environmental	202	0	2,816	9,111	223.54%	10,000	9.76%
Miscellaneous	202	0	0	0	n/a	0	n/a
TOTAL Revenues		0	2,816	9,111	223.54%	10,000	9.76%
EXPENDITURES	202	0	0	2,511	n/a	8,000	218.60%
OTHER FINANCING SOURCES							
Transfers In	202	0	0	0	n/a	0	n/a
Transfers (Out)	202	0	0	0	n/a	0	n/a
TOTAL - OTHER FINANCING SOURCES		0	0	0	n/a	0	n/a
EMS REVENUES	206						
State EMS Grant	206	0	0	20,117	n/a	7,890	(60.78%)
Miscellaneous	206	0	0	0	n/a	76,500	n/a
TOTAL Revenues		0	0	20,117	n/a	84,390	319.50%
EXPENDITURES	206	0	0	19,387	n/a	84,390	335.29%
OTHER FINANCING SOURCES							
Transfers In	206	0	0	0	n/a	0	n/a
Transfers (Out)	206	0	0	0	n/a	0	n/a
TOTAL - OTHER FINANCING SOURCES		0	0	0	n/a	0	n/a
E911 REVENUES	207						
State-E-911 Enhancement		0	0	0	n/a	0	n/a
Network & Data Base Grant		0	0	0	n/a	0	n/a
Miscellaneous		0	0	0	n/a	0	n/a
TOTAL Revenues		0	0	0	n/a	0	n/a
EXPENDITURES		0	0	0	n/a	0	n/a
OTHER FINANCING SOURCES							
Transfers In		0	0	0	n/a	0	n/a
Transfers (Out)		0	0	0	n/a	0	n/a
TOTAL - OTHER FINANCING SOURCES		0	0	0	n/a	0	n/a
FIRE PROTECTION REVENUES	209						
State - Fire Marshall Allotment	209	0	0	155,704	n/a	250,899	61.14%
Miscellaneous	209	0	0	42,103	n/a	0	(100.00%)
TOTAL Revenues		0	0	197,807	n/a	250,899	26.84%
EXPENDITURES	209	0	0	171,854	n/a	250,899	46.00%
OTHER FINANCING SOURCES							
Transfers In	209	0	0	0	n/a	0	n/a
Transfers (Out)	209	0	0	0	n/a	0	n/a
TOTAL - OTHER FINANCING SOURCES		0	0	0	n/a	0	n/a

SPECIAL REVENUE FUNDS	FUND NUMBER	6/30/2014 FISCAL YEAR ACTUAL	6/30/2015 FISCAL YEAR ACTUAL	FY 2016 FINAL BUDGET 6/30/2016	VARIANCE FY2015 - FY2016 INC / (DEC) %	FY 2017 BUDGET REQUEST	VARIANCE FY2016 - FY2017 INC / (DEC) %
LAW ENFORCEMENT PROTECTION REVENUES	211						
State-Law Enforcement Protection	211	0	0	0	n/a	20,000	n/a
Miscellaneous	211	0	0	0	n/a	0	n/a
TOTAL Revenues		0	0	0	n/a	20,000	n/a
EXPENDITURES	211	0	0	0	n/a	20,000	n/a
OTHER FINANCING SOURCES							
Transfers In	211	0	0	0	n/a	0	n/a
Transfers (Out)	211	0	0	0	n/a	0	n/a
TOTAL - OTHER FINANCING SOURCES		0	0	0	n/a	0	n/a
LODGERS TAX REVENUES	214						
Lodgers' Tax	214	0	0	0	n/a	0	n/a
Miscellaneous	214	0	0	0	n/a	0	n/a
TOTAL Revenues		0	0	0	n/a	0	n/a
EXPENDITURES	214	0	0	0	n/a	0	n/a
OTHER FINANCING SOURCES							
Transfers In	214	0	0	0	n/a	0	n/a
Transfers (Out)	214	0	0	0	n/a	0	n/a
TOTAL - OTHER FINANCING SOURCES		0	0	0	n/a	0	n/a
MUNICIPAL STREET REVENUES	216						
GRT - Infrastructure (1/8 cent)	216	0	0	0	n/a	0	n/a
GRT - Municipal	216	0	0	0	n/a	0	n/a
Gasoline Tax - (1 cent / 2 cent)	216	0	3,925	18,577	373.30%	19,500	4.97%
Motor Vehicle - Registration (all)	216	0	0	0	n/a	0	n/a
State Grants	216	0	0	0	n/a	85,000	n/a
Federal Grants	216	0	0	0	n/a	0	n/a
Miscellaneous	216	0	7,533	9,114	20.99%	1,000	(89.03%)
TOTAL Revenues		0	11,458	27,691	141.67%	105,500	280.99%
EXPENDITURES	216	0	2,863	27,108	846.84%	330,000	1117.35%
OTHER FINANCING SOURCES							
Transfers In	216	0	0	75,850	n/a	160,000	110.94%
Transfers (Out)	216	0	0	0	n/a	0	n/a
TOTAL - OTHER FINANCING SOURCES		0	0	75,850	n/a	160,000	110.94%
RECREATION REVENUES	217						
Cigarette Tax - (1 cent)	217	0	0	0	n/a	0	n/a
Miscellaneous	217	0	0	0	n/a	0	n/a
TOTAL Revenues		0	0	0	n/a	0	n/a
EXPENDITURES	217	0	0	0	n/a	0	n/a
OTHER FINANCING SOURCES							
Transfers In	217	0	0	0	n/a	0	n/a
Transfers (Out)	217	0	0	0	n/a	0	n/a
TOTAL - OTHER FINANCING SOURCES		0	0	0	n/a	0	n/a
INTERGOVERNMENTAL GRANTS REVENUES	218						
State Grants	218	0	6,990	0	(100.00%)	0	n/a
Federal Grants	218	0	0	0	n/a	0	n/a
Miscellaneous	218	0	0	0	n/a	0	n/a
TOTAL Revenues		0	6,990	0	(100.00%)	0	n/a
EXPENDITURES	218	0	6,990	0	(100.00%)	0	n/a

SPECIAL REVENUE FUNDS	FUND NUMBER	6/30/2014 FISCAL YEAR ACTUAL	6/30/2015 FISCAL YEAR ACTUAL	FY 2016 FINAL BUDGET 6/30/2016	VARIANCE FY2015 - FY2016 INC / (DEC) %	FY 2017 BUDGET REQUEST	VARIANCE FY2016 - FY2017 INC / (DEC) %
OTHER FINANCING SOURCES							
Transfers In	218	0	0	0	n/a	0	n/a
Transfers (Out)	218	0	0	0	n/a	0	n/a
TOTAL - OTHER FINANCING SOURCES		0	0	0	n/a	0	n/a
SENIOR CITIZENS REVENUES							
	219						
State Grants	219	0	0	0	n/a	0	n/a
Federal Grants	219	0	0	0	n/a	0	n/a
Miscellaneous	219	0	0	0	n/a	0	n/a
TOTAL Revenues		0	0	0	n/a	0	n/a
EXPENDITURES							
	219	0	0	0	n/a	0	n/a
OTHER FINANCING SOURCES							
Transfers In	219	0	0	0	n/a	0	n/a
Transfers (Out)	219	0	0	0	n/a	0	n/a
TOTAL - OTHER FINANCING SOURCES		0	0	0	n/a	0	n/a
DWI REVENUES							
	223						
State - Formula Distribution (DFA)	223	0	0	0	n/a	0	n/a
State - Local Grant (DFA)	223	0	0	0	n/a	0	n/a
State Other	223	0	0	0	n/a	0	n/a
Federal Grants	223	0	0	0	n/a	0	n/a
Miscellaneous	223	0	0	0	n/a	0	n/a
TOTAL Revenues		0	0	0	n/a	0	n/a
EXPENDITURES							
	223	0	0	0	n/a	0	n/a
OTHER FINANCING SOURCES							
Transfers In	223	0	0	0	n/a	0	n/a
Transfers (Out)	223	0	0	0	n/a	0	n/a
TOTAL - OTHER FINANCING SOURCES		0	0	0	n/a	0	n/a
OTHER - SPECIAL							
	299						
TOTAL Revenues	299	0	0	0	n/a	0	n/a
TOTAL Expenditures	299	0	0	0	n/a	0	n/a
TOTAL - OTHER FINANCING SOURCE	299	0	0	0	n/a	0	n/a

	6/30/2014 FISCAL YEAR ACTUAL	6/30/2015 FISCAL YEAR ACTUAL	FY 2016 FINAL BUDGET 6/30/16	VARIANCE FY2015 - FY2016 INC / (DEC) %	FY 2017 BUDGET REQUEST	VARIANCE FY2016 - FY2017 INC / (DEC) %
REVENUES						
GRT- Dedication	0	0	0	n/a	0	n/a
GRT- Hold Harmless	0	0	0	n/a	0	n/a
GRT- Infrastructure	0	0	0	n/a	0	n/a
Bond Proceeds	0	0	0	n/a	0	n/a
Local Grants	0	0	0	n/a	0	n/a
CDBG funding	0	0	0	n/a	0	n/a
State Grants	0	0	0	n/a	0	n/a
Federal Grants (other)	0	0	0	n/a	0	n/a
Legislative Appropriations	0	0	200,000	n/a	200,000	0.00%
Investment Income	0	0	0	n/a	0	n/a
Miscellaneous	0	0	0	n/a	0	n/a
TOTAL CAPITAL PROJECTS REVENUES	0	0	200,000	n/a	200,000	0.00%
EXPENDITURES						
Parks/Recreation	0	0	0	n/a	0	n/a
Housing	0	0	0	n/a	0	n/a
Equipment & Buildings	0	24,069	294,570	1123.86%	0	(100.00%)
Facilities	0	0	0	n/a	500,000	n/a
Transit	0	0	0	n/a	0	n/a
Utilities	0	0	0	n/a	0	n/a
Airports	0	0	0	n/a	0	n/a
Infrastructure	0	0	0	n/a	0	n/a
Debt Service Payments (P&I) - GO Bonds	0	0	0	n/a	0	n/a
Debt Service Payments (P&I) - Revenue Bonds	0	0	0	n/a	0	n/a
Other	0	0	0	n/a	0	n/a
TOTAL CAPITAL PROJECTS EXPENDITURES	0	24,069	294,570	1123.86%	500,000	69.74%
OTHER FINANCING SOURCES						
Transfers In	0	24,334	305,000	1153.39%	100,000	(67.21%)
Transfers (Out)	0	0	0	n/a	0	n/a
TOTAL - OTHER FINANCING SOURCES	0	24,334	305,000	1153.39%	100,000	(67.21%)